

IES Report

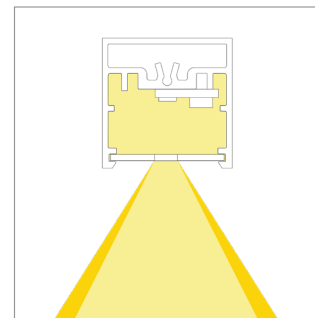
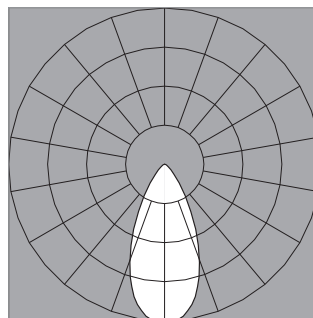

BoxRail<sup>®</sup> | 107 | 60° Symmetric | 80 CRI | LO

107-BX-XX-4-48-XX-XX-XX-XX-X-X-Z-LO-35-S2-X-AL / WH-X

	2700K	3000K	3500K	4000K
Efficacy - Lumens per Watt	42	53	54	55
Total Lumens, 4' rail length (1219mm)	615	788	804	820
Lumens per foot (305mm)	154	197	201	205
Input Power (W), 4' rail length (1219mm)	15.0	15.0	15.0	15.0
Watts per foot (305mm)	3.8	3.8	3.8	3.8
CRI	85	85	85	85

Due to the large number of options in Vode’s product offering, most Vode IES reports are factored reports prepared from source reports. Source reports are the IES test reports prepared for Vode by an NVLAP accredited photometric test laboratory. Factored reports are based on data from the Vode source reports.

If the data above is in black, it is directly from a Vode source report. If it is in grey, it is factored from Vode source reports. Reference details on Vode source reports can be found on the [IES File Finder](#) page on [vode.com](#).



## IES Report

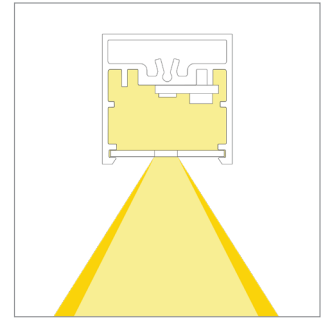
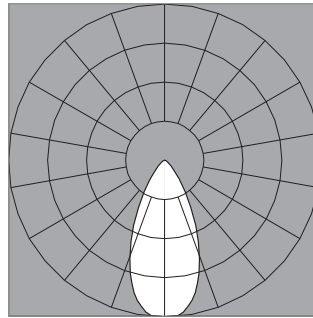

# BoxRail® | 107 | 60° Symmetric | 80 CRI | SO

107-BX-XX-4-48-XX-XX-XX-XX-X-X-Z-SO-35-S2-X-AL / WH-X

	2700K	3000K	3500K	4000K
Efficacy - Lumens per Watt	64	66	67	69
Total Lumens, 4' rail length (1219mm)	1528	1576	1609	1641
Lumens per foot (305mm)	382	394	402	410
Input Power (W), 4' rail length (1219mm)	24.1	24.1	24.1	24.1
Watts per foot (305mm)	6.1	6.1	6.1	6.1
CRI	85	85	85	85

Due to the large number of options in Vode's product offering, most Vode IES reports are factored reports prepared from source reports. Source reports are the IES test reports prepared for Vode by an NVLAP accredited photometric test laboratory. Factored reports are based on data from the Vode source reports.

If the data above is in black, it is directly from a Vode source report. If it is in grey, it is factored from Vode source reports. Reference details on Vode source reports can be found on the [IES File Finder](#) page on [vode.com](#).



## IES Report

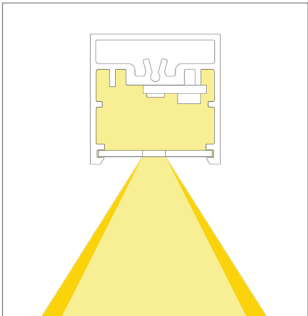
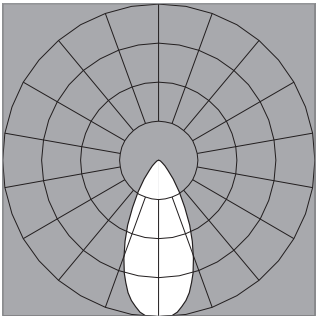

# BoxRail® | 107 | 60° Symmetric | 80 CRI | HO

107-BX-XX-4-48-XX-XX-XX-XX-X-X-Z-HO-35-S2-X-AL / WH-X

	2700K	3000K	3500K	4000K
Efficacy - Lumens per Watt	59	61	63	64
Total Lumens, 4' rail length (1219mm)	2903	2995	3056	3117
Lumens per foot (305mm)	726	749	764	779
Input Power (W), 4' rail length (1219mm)	49.2	49.2	49.2	49.2
Watts per foot (305mm)	12.4	12.4	12.4	12.4
CRI	85	85	85	85

Due to the large number of options in Vode's product offering, most Vode IES reports are factored reports prepared from source reports. Source reports are the IES test reports prepared for Vode by an NVLAP accredited photometric test laboratory. Factored reports are based on data from the Vode source reports.

If the data above is in black, it is directly from a Vode source report. If it is in grey, it is factored from Vode source reports. Reference details on Vode source reports can be found on the [IES File Finder](#) page on [vode.com](#).



IES Report

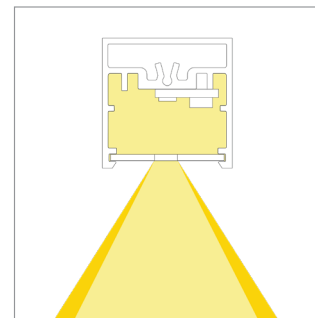
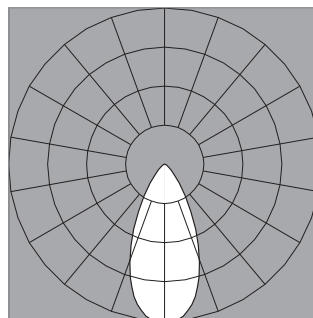

BoxRail<sup>®</sup> | 107 | 60° Symmetric | 90 CRI | LO

107-BX-XX-4-48-XX-XX-XX-XX-X-X-Z-LO-359-S2-X-AL / WH-X

	2700K	3000K	3500K	4000K
Efficacy - Lumens per Watt	45	46	47	48
Total Lumens, 4' rail length (1219mm)	659	679	693	707
Lumens per foot (305mm)	165	170	173	177
Input Power (W), 4' rail length (1219mm)	15.0	15.0	15.0	15.0
Watts per foot (305mm)	3.8	3.8	3.8	3.8
CRI	96	96	96	96

Due to the large number of options in Vode’s product offering, most Vode IES reports are factored reports prepared from source reports. Source reports are the IES test reports prepared for Vode by an NVLAP accredited photometric test laboratory. Factored reports are based on data from the Vode source reports.

If the data above is in black, it is directly from a Vode source report. If it is in grey, it is factored from Vode source reports. Reference details on Vode source reports can be found on the [IES File Finder](#) page on [vode.com](#).



## IES Report

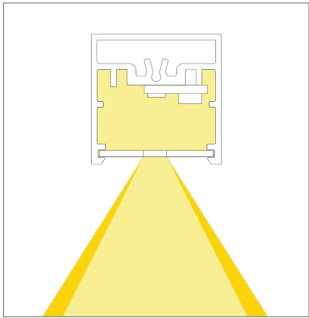
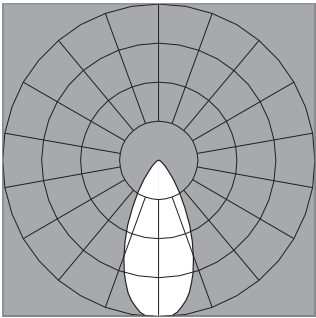

# BoxRail® | 107 | 60° Symmetric | 90 CRI | SO

107-BX-XX-4-48-XX-XX-XX-XX-X-X-Z-SO-359-S2-X-AL / WH-X

	2700K	3000K	3500K	4000K
Efficacy - Lumens per Watt	55	57	58	59
Total Lumens, 4' rail length (1219mm)	1317	1359	1387	1414
Lumens per foot (305mm)	329	340	347	354
Input Power (W), 4' rail length (1219mm)	24.1	24.1	24.1	24.1
Watts per foot (305mm)	6.1	6.1	6.1	6.1
CRI	96	96	96	96

Due to the large number of options in Vode's product offering, most Vode IES reports are factored reports prepared from source reports. Source reports are the IES test reports prepared for Vode by an NVLAP accredited photometric test laboratory. Factored reports are based on data from the Vode source reports.

If the data above is in black, it is directly from a Vode source report. If it is in grey, it is factored from Vode source reports. Reference details on Vode source reports can be found on the [IES File Finder](#) page on [vode.com](#).



**IES Report**

**BoxRail® | 107 | 60° Symmetric | 90 CRI | HO**

107-BX-XX-4-48-XX-XX-XX-XX-X-X-Z-HO-359-S2-X-AL / WH-X

	2700K	3000K	3500K	4000K
Efficacy - Lumens per Watt	51	53	54	55
Total Lumens, 4' rail length (1219mm)	2503	2582	2635	2687
Lumens per foot (305mm)	626	646	659	672
Input Power (W), 4' rail length (1219mm)	49.2	49.2	49.2	49.2
Watts per foot (305mm)	12.4	12.4	12.4	12.4
CRI	96	96	96	96

Due to the large number of options in Vode’s product offering, most Vode IES reports are factored reports prepared from source reports. Source reports are the IES test reports prepared for Vode by an NVLAP accredited photometric test laboratory. Factored reports are based on data from the Vode source reports.

If the data above is in black, it is directly from a Vode source report. If it is in grey, it is factored from Vode source reports. Reference details on Vode source reports can be found on the [IES File Finder](#) page on [vode.com](#).